

Senate Bill 182 and House Bill 36

Relating to informed consent to an abortion

Sponsored by Senator Dan Patrick and Representative Frank Corte, Jr.

Current Situation in Texas

- ◆ Due to ever-advancing technology, ultrasounds provide a window into the womb that was unavailable years ago.
- ◆ Abortion facilities in Texas already conduct ultrasounds to date the pregnancy and to determine the method of abortion to be used.
- ◆ Abortion facilities are neglecting to, and in some cases refusing to, show women their ultrasounds before an abortion.

Senate Bill 182/House Bill 36 will

- ◆ give every pregnant woman the opportunity to view an ultrasound image of her unborn child before the abortion;
- ◆ provide a list of agencies and organizations that offer ultrasounds at no cost to the woman; and
- ◆ assist every woman undergoing an abortion in understanding the medical information related to her pregnancy and the abortion.

Legislative Purpose

- ◆ Women in Texas will have additional information about their reproductive healthcare decisions.
- ◆ Informed consent in women's health care will be strengthened.

Ultrasound performed between 10 and 12 weeks



For more information, contact Texas Right to Life's Legislative Staff:

Elizabeth Graham 713.299.4297 • Adam Black 281.658.9842 • Shane Williams 281.851.8796 • John Seago 936.672.0233



6776 Southwest Freeway, Suite 430 • Houston, TX 77074

Tel: 713.782.LIFE • Fax: 713.952.2041 • TexasRightToLife.com

Is an ultrasound already a routine aspect of an abortion procedure?

Virtually all of the doctors interviewed routinely made ultrasound part of this service [medical abortion]. Nearly all providers of surgical abortions now use ultrasound machines.

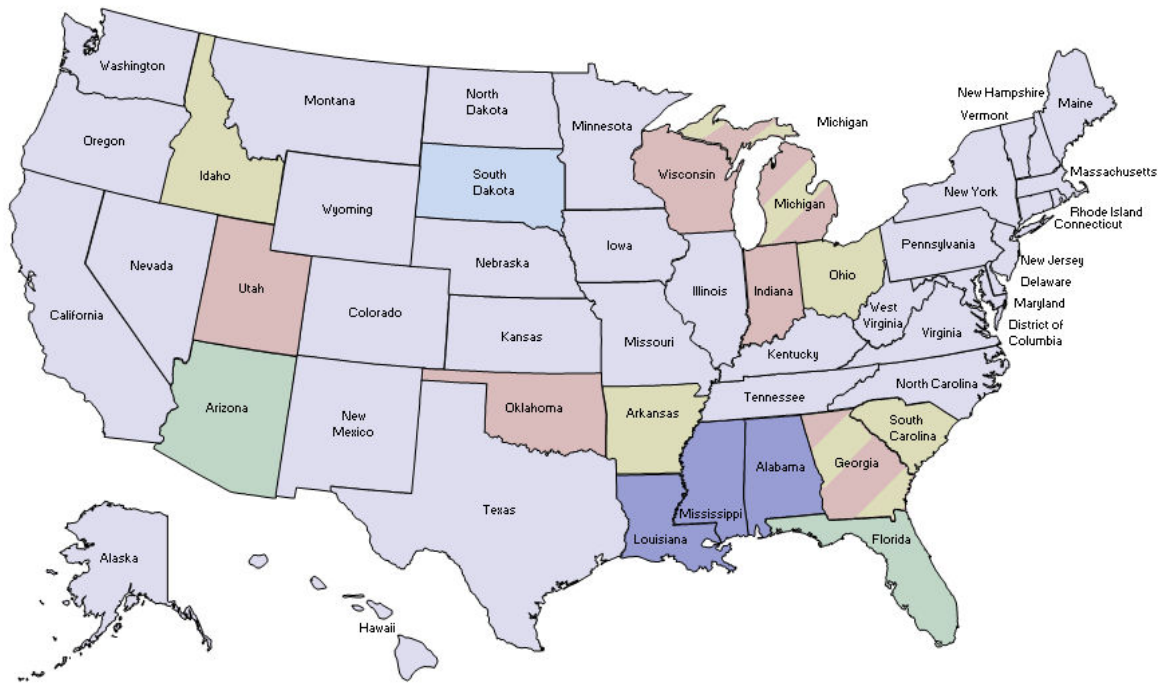
*From a 1998 survey of abortion providers conducted by
The Guttmacher Institute (funded by Planned Parenthood Federation of America)*







Do women want to see the ultrasound images?

The ultrasound has a huge impact on women contemplating abortion. Some women report that they've been denied the option to view an ultrasound image; these women have actually asked and been denied. One woman in particular thought she had been deceived. She went to the clinic not fully understanding what they provide. She thought that she might have miscarried. They did a D&C and told her that she had miscarried. She still doubts whether she actually miscarried because she was denied the right to see her ultrasound. This was over a year ago, and she cries like it had just happened.

Angelica Rosales, the House of Hope, El Paso, Texas

Abortion and Ultrasounds in the USA



-  3 states require the facility to do an ultrasound for each abortion and offer the woman the opportunity to view the image.
-  2 states require the facility to offer each woman the opportunity to view the ultrasound only after the first trimester.
-  6 states require written or verbal information regarding available ultrasound resources.
-  1 state requires the facility to offer each woman an ultrasound and the opportunity to view the image with mandated verbal description.
-  6 states require the facility to offer each woman the opportunity to view the ultrasound only if an ultrasound is already provided.
-  These states do not have any laws on the books regarding abortions and ultrasounds.